








# Water Restrictions for City of Parksville

City of Parksville watering restrictions provide for a coordinated approach with the other water service providers in the Regional District of Nanaimo. Watering restriction stages are consistent across the region with each water purveyor determining the level specific to their needs.

## Our water is a precious commodity

We enjoy some of the best water in the world and on the 'wet coast' of BC when most of our precipitation occurs during winter months, it is easy to take our water supply for granted. In dry summer months, water consumption doubles, even though there is much less water available, more people will use the same limited resource. The quantity and quality of our water is directly impacted by human activity including the amount we use daily. It is important we do our part to protect and maintain this precious resource to ensure water quality for years to come.

WATERING RESTRICTION STAGE	1	2	3	4
EFFECTIVE DATES	April and October	May to September	Only as Required	
Frequency 	Any Day	Every Other Day: Even# Houses – Even# Days Odd# Houses – Odd# Days	↑ Voluntary Reductions on top of Stage 2 ↓	SPRINKLING BAN: Lawn Watering NOT PERMITTED
Lawn watering times 	Between 7pm and 7am	Between 7-10am or 7-10pm for 2 hrs MAX		Between 7-10am or 7-10pm
Hand-watering, drip irrigation, micro irrigation 	ANYTIME	ANYTIME		NOT PERMITTED
Washing vehicles, boats, houses (siding) 	ANYTIME	ANYTIME		NOT PERMITTED
Filling fountains, pools, hot tubs 	ANYTIME	ANYTIME		NOT PERMITTED
New lawn permits 	Can apply for a permit	Can apply for a permit		NO PERMITS ISSUED
Pressure washing walkways, driveways, siding 	ANYTIME	ANYTIME		ONLY prior to application of paint, preservative, stucco, or sealant
Vegetable gardens and fruit trees are exempt from all watering restrictions, even Stage 4.				

## Quick FACTS:

**Stage 1** (April and October) consists of night-time watering only, 7 pm to 7 am.

**Stage 2** (May thru September) limits use to "even and odd day" watering.

**Stage 3** requests further voluntary reductions prior to implementing a ban, enabling residents to choose where they cut back. Focus is on lawns and an opportunity to defer a comprehensive watering ban.

**Stage 4** bans non-essential water use such as automated sprinkling, vehicle washing and outdoor surface washing when supplies are stressed.

**Vegetable gardens and fruit trees** are exempt from all watering restrictions, even Stage 4.

**Hand-watering** – delivering water by hose with spring-loaded nozzle shutoff device or handheld container.

**Businesses which require water** for operations, essential municipal sports fields and nurseries are exempt.

## Water Service System Bylaw 1320

PLEASE KEEP FOR REFERENCE

Questions should be directed to the City's bylaw compliance department:

250 954-4650 | [bylaw@parksville.ca](mailto:bylaw@parksville.ca)

## Why should we conserve water?

Summer is when we receive our least amount of precipitation; Environment Canada records indicate our area receives on average only about 100 mm of precipitation during June, July and August combined. Water demand typically peaks in summer months, when residential consumption increases by more than 50% with watering of lawns, filling pools and more. Unfortunately, most is used to 'inefficiently' water lawns and gardens.

Due to changing weather patterns and summer demand, water restrictions are implemented each year to ensure Parksville residents continue to have a high-quality water supply and the necessary water for firefighting and fisheries. We owe it to ourselves to use this resource wisely and to minimize waste.

Conserving water:

- Protects health of our water sources for future generations
- Alleviates water supply constraints
- Defers infrastructure replacement costs
- Reduces operational costs (pumping, treating, distributing, and cleaning)
- Minimizes environmental impact of extracting and releasing treated water
- Decreases household usage costs (saves you money)

## What can I do to conserve water?

When it comes to water conservation, every little bit helps. It's simple and easy and will save money on utility bills. A few small steps will make a positive impact. Watering restriction guidelines are intended to reduce excess water use and manage demand for potable water during the summer months and if necessary, during emergencies.

Water conservation is the easiest and best way for us to reduce the annual stress that our water system experiences during the summer. We need your continued support to protect our water sources and ensure adequate supply for our community. There are many steps you can take to decrease your water use both indoors and outdoors. Check our list of water efficiency and water conservation tips on this page to see how to reduce your water consumption.



Team Watersmart conservation partners are the Bowser Waterworks, City of Nanaimo, City of Parksville, Deep Bay Improvement District, EPCOR French Creek, North Cedar Improvement District, Qualicum Bay Horne Lake Waterworks, Regional District of Nanaimo, South West Extension Waterworks District, and Town of Qualicum Beach.

[teamwatersmart.ca](http://teamwatersmart.ca)



# WATER CONSERVATION TIPS

How many of these water conservation tips can you implement?

*Keep this list on your fridge and start checking the boxes!*

## INDOOR Kitchen and bathroom

- Only run the dishwasher and washing machine when full
- When handwashing dishes, fill sink rather than let water run
- Keep a jug of water in the fridge instead of running tap for cold
- Wash fruits and veggies in a bowl instead of under running water
- Reuse water from food preparation in your garden where suitable
- Upgrade to a low-flow faucet, low-flow showerheads and low-flow toilet
- Turn off tap when brushing teeth, shaving or washing hands
- Set a timer for shower, five minutes or less
- Use 'eco' or 'water efficient' settings on appliances
- Avoid flushing toilet unnecessarily; don't use your toilet as a waste basket
- If it's yellow, let it mellow* (don't flush every time)

## OUTDOOR Lawn and garden

- Collect rainwater for outdoor plants, such as rain barrels
- Plant drought tolerant flora and xeriscape
- Use rain gauge to water only one inch per week. Deep soaking encourages roots to grow deep
- Minimize lawn area by using ground covers other than grass
- Let your grass grow longer, it needs less water
- Grasscycle by leaving clippings on lawn. Helps with water retention and provides lawn with nutrients
- Water during cooler parts of the day
- Install a rain shutoff switch to automatic irrigation systems
- Install a greywater system
- Check for and repair leaks (outdoor faucets, hoses)
- Cover your pool to reduce evaporation and reduce refilling
- Consider irrigation devices such as micro and drip irrigation, soaker hoses, and sprinklers with timing devices
- Wash your car on the lawn so it also waters the grass if possible
- Sweep driveway and sidewalk rather than spray with a hose
- Go golden!* Let your lawn go dormant

